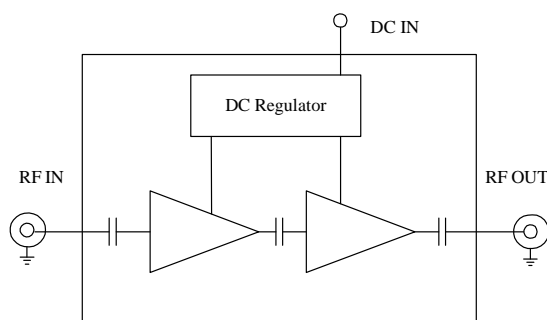


Features:

- Octave bandwidth, specification from 10~1000MHz, usable from 10~1500MHz
- Low noise figure, and high gain
- Low VSWR, unconditional stable
- Small size, low cost
- SMA female connector I/O
- Single DC power supply, low power consumption, internal voltage regulator, operating voltage from +10~+15V
- Operating temperature -40~+85°C, storage temperature -55~+125°C



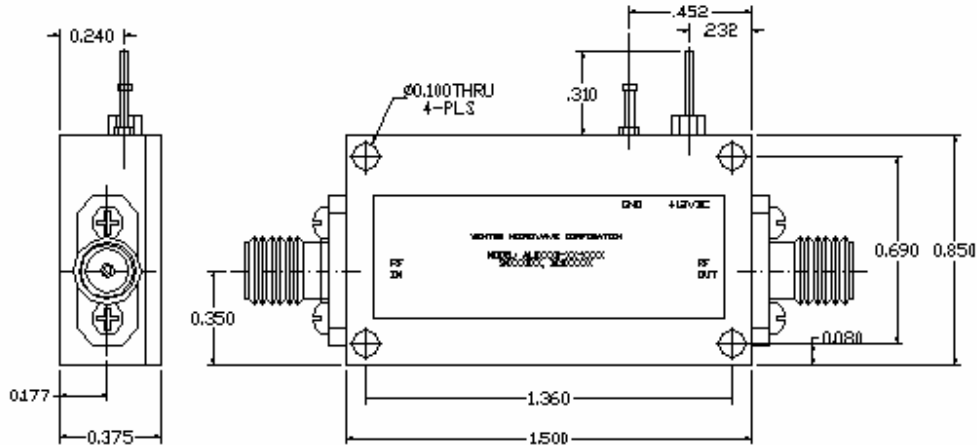
Functional Diagram



Electrical Specifications

Parameters	Minimum	Typical	Maximum
Frequency Range	10 MHz		1000MHz
Noise Figure (from 50MHz)		0.8 dB	1.0 dB
P-1dB Compression Point	+16dBm	+18 dBm	
Nominal SS Gain @25°C	37 dB	40dB	42 dB
Gain flatness		+/-1.0 dB	+/-1.25 dB
Gain Variation		+/-1.25 dB	
Input VSWR		145:1	1.65:1
Output VSWR		1.30:1	1.50:1
Reverse Isolation	50 dB	55dB	
Spurious			-60 dBc
Operating Temperature	-40°C		+85°C
Survival Temperature	-55°C		+125°C
DC Voltage	+10V	+12 V	+15 V
DC Supply Current	100 mA	110 mA	125 mA
In/Out connectors	SMA female		
Size	1.5"x0.85"x0.375		

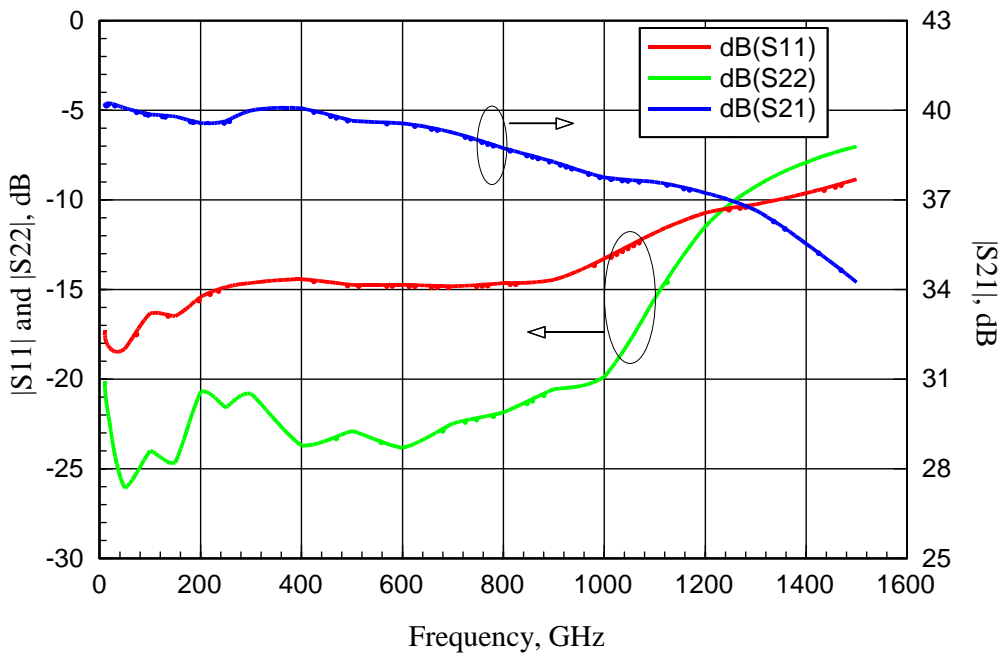
Mechanical Structure:



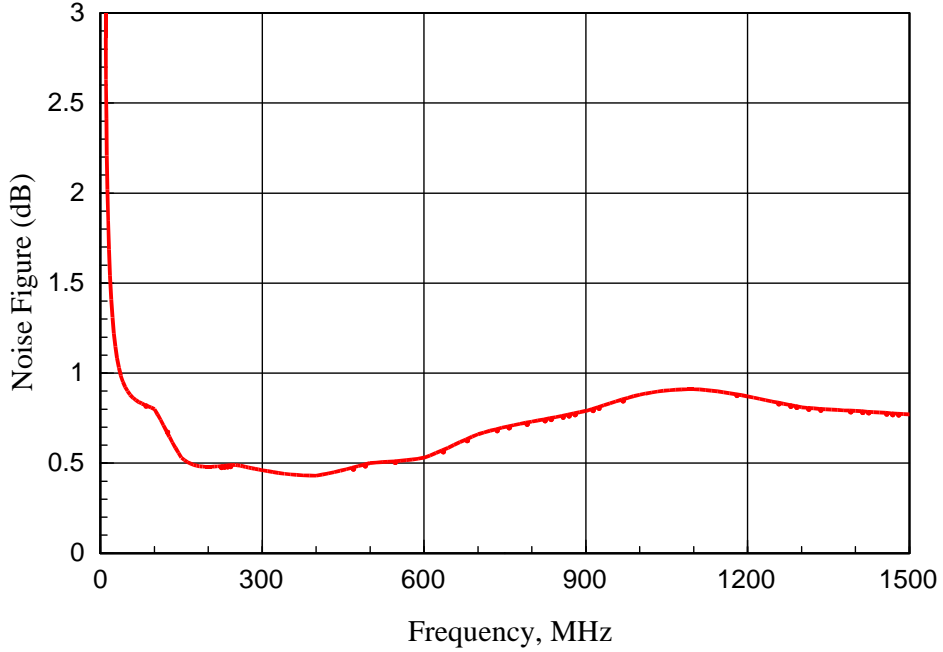
Note: All units in inches.

Typical Test Results:

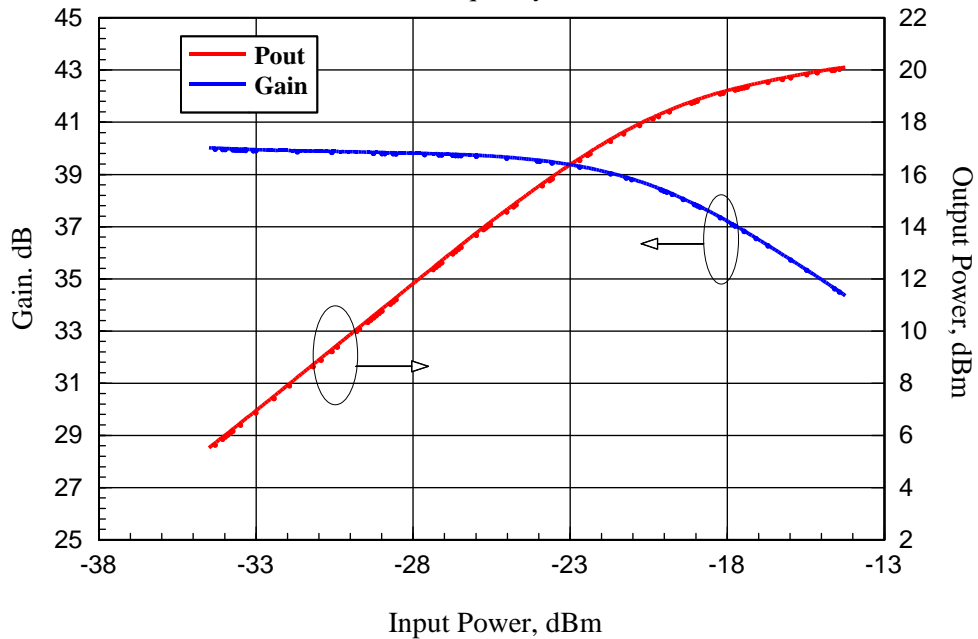
ABL0100-01-4010 measured gain and return loss vs frequency



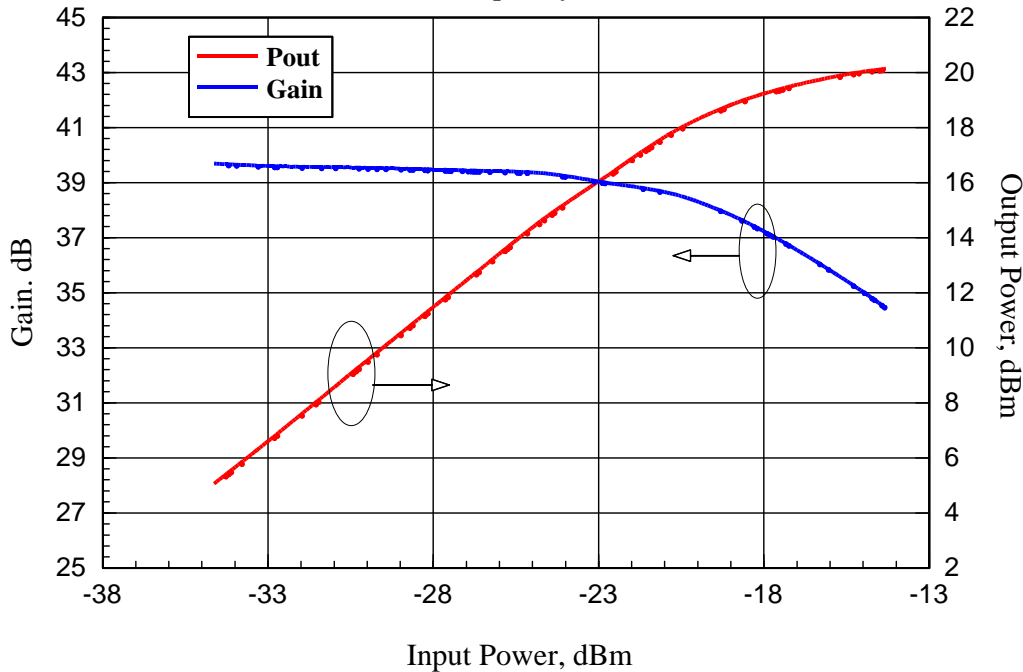
ABL0100-01-4010 Measured Noise Figure vs Frequency



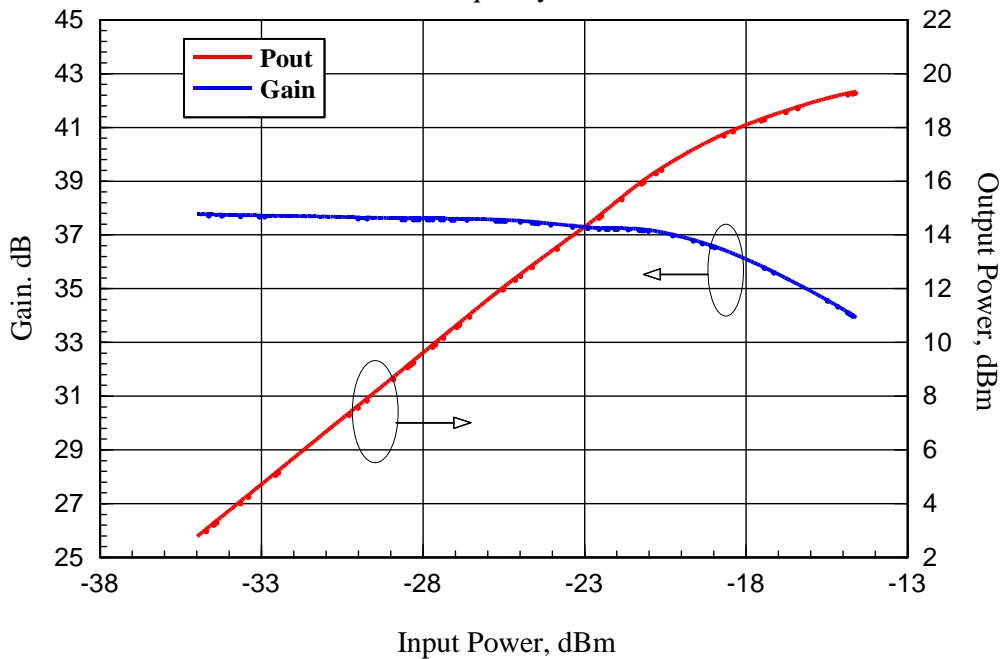
ABL0100-01-4010 Measured Gain and Output Power vs Input Power
Test Frequency: 100MHz



ABL0100-01-4010 Measured Gain and Output Power vs Input Power
Test Frequency: 500MHz



ABL0100-01-4010 Measured Gain and Output Power vs Input Power
Test Frequency: 1000MHz





BROADBAND LOW NOISE AMPLIFIER
ABL0100-01-4010

Absolute Maximum Ratings

DC Voltage	+15V
RF Input Power	+13dBm
Storage Temperature	-55~+125°C
Operating Temperature	-40~+85°C